

## Draw Quadrilaterals

Use grid paper to draw a quadrilateral.

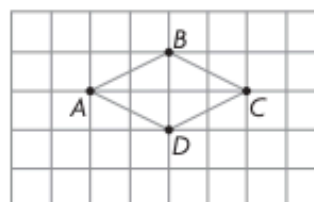
**Step 1** Use a ruler to draw line segments.

Connect  $A$  to  $B$ .

**Step 2** Connect  $B$  to  $C$ .

**Step 3** Connect  $C$  to  $D$ .

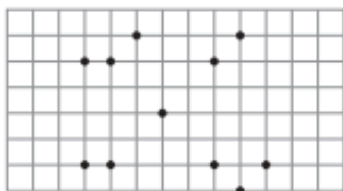
**Step 4** Connect  $D$  to  $A$ .




Write the name of your quadrilateral.

rhombus or trapezoid

1. Choose four endpoints, and connect them to make a square.




2. Choose four endpoints, and connect them to make a trapezoid with only 1 pair of opposite sides that are parallel.



Use grid paper to draw a quadrilateral that is described.

Name the quadrilateral you drew.

3. 4 right angles



4. 2 pairs of opposite sides that are parallel

