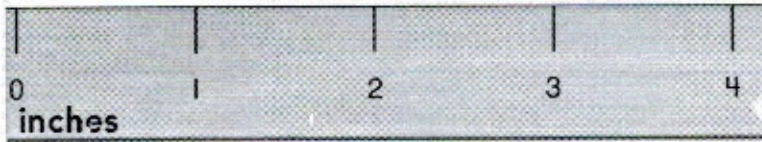


Model and Draw

What is the length of the string to the nearest inch?



2 inches

Step 1

Line up the end of the string with the zero mark on the ruler.

Step 2


Find the inch mark that is closest to the other end of the string.

Share and Show



Measure the length to the nearest inch.

1.



4 inches

2.



3 inches

3.



1 inches

4.



5 inches

560 five hundred sixty

Name _____

On Your Own

Measure the length to the nearest inch.

5.




_____ inches

6.



_____ inches

7.




_____ inches

8.



_____ inches

9. **GO DEEPER** Measure the lengths to the nearest inch. How much shorter is the ribbon than the yarn?



_____ inch shorter