


Name _____

Read Picture Graphs

Use the picture graph to answer the questions.

Learning Objective You will read data in picture graphs and use that information to solve problems.Key: Each  stands for 1 book.

- How many books in all did Henry and Anna read? _____ books
- How many more books did Ryan read than Gwen? _____ more books
- How many fewer books did Gwen read than Anna? _____ fewer books

Problem Solving**Real World**

Use the picture graph above. Write or draw to explain.

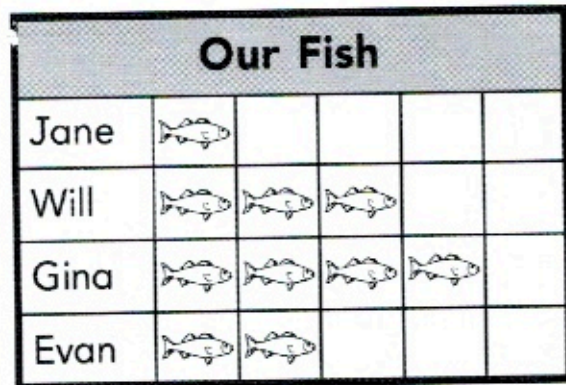
- Carlos read 4 books. How many children read fewer books than Carlos?


_____ children

- WRITE** Math Write a few sentences to describe the different parts of a picture graph.

Lesson Check

1. Use the picture graph. Who has the most fish?



Key: Each  stands for 1 fish.

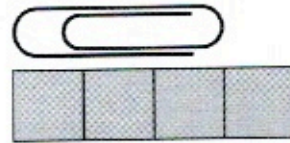
Spiral Review

2. What time is shown on this clock?



_____ : _____

3. Each unit cube is about 1 centimeter long. What is the length of the paper clip?



about _____ centimeters

4. What is the total value of this group of coins?



_____ ¢ or _____ cents